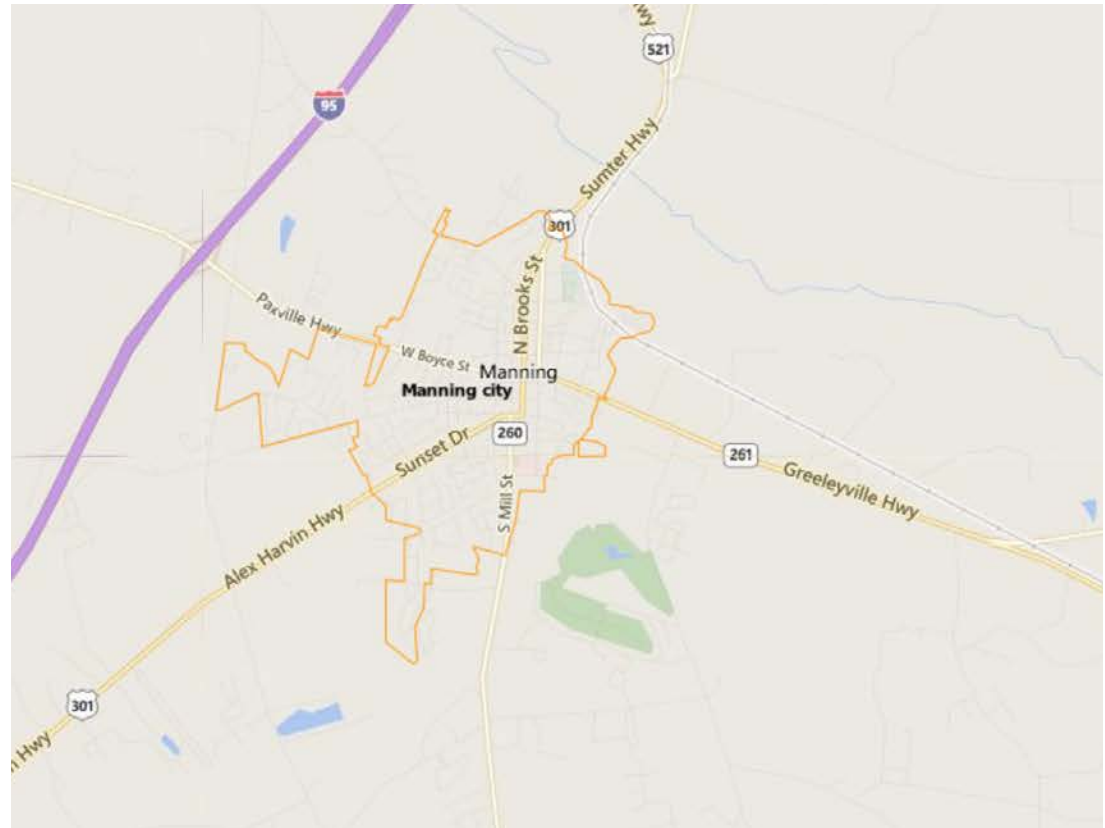


Discover



State of South Carolina
Population 4.8 Million

Manning, SC
Population 3,896



Discover









Residential Population Density

• 1 dot = 100

Daytime Employee Population Density

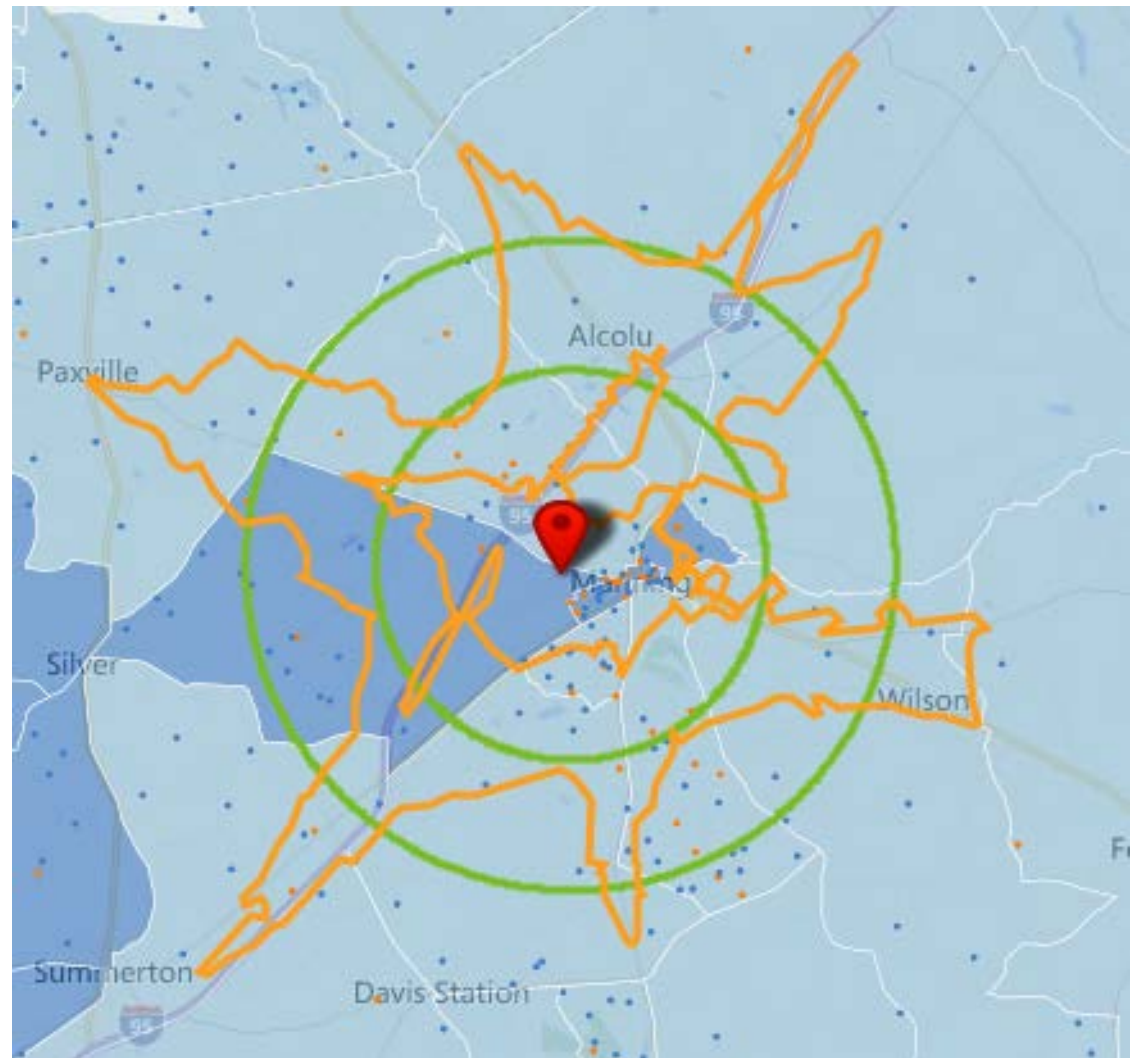
• 1 dot = 100

Median Household Income

-  \$0-\$25,000
-  \$25,000-\$50,000
-  \$50,000-\$75,000
-  \$75,000-\$100,000
-  \$100,000-\$150,000
-  > \$150,000

Study Area

-  3.00 mi
-  5.00 mi
-  0-5 min
-  0-10 min





Category	3-Mile Radius	5-Mile Radius	10 Mile Radius	5-Minute Drive Time	10-Minute Drive Time	15-Minute Drive Time
Current Year Estimated Population	7,440	10,121	22,758	4,908	9,854	15,920
Number of Households	3,249	4,327	10,423	2,206	4,249	6,827
Projected Annual Growth (5 YR)	2.67%	5.50%	2.50%	2.77%	2.48%	2.44%
Median HH Income 2015	\$27,798	\$28,779	\$31,456	\$26,372	\$28,729	\$30,780
Current Year Average Age	38.5	38.8	40.6	39.2	38.8	39.8
Average Home Value	\$130,268	\$130,268	\$137,37	\$127,999	\$130,004	\$131,412
Current Year % Bachelor's Degree	8%	8%	8%	7%	8%	8%
Daytime Population	11,248	12,497	19,825	10,113	12,441	16,483
Total Number of Employees	5,817	7,971	18,288	3,811	7,756	12,681